


# Moving with Pets



Soft, cuddly, scaly or hairy, from dogs and fish to spiders and lizards, they are part of the family and we love them. Whether you're moving across the country or just to the other side of town, you'll want to ensure that your pets are able to make as comfortable a transition as possible. We've outlined some helpful hints to get both you and Rover to your new abode, safe and sound.

## Before you board the plane or hit the road

Do your best to maintain your pet's regular routine right up until the moment you leave. If it is accustomed to a morning walk, make sure you take it. If it's a bowl of their favorite food, make sure to serve it. And whether your travels are just a few hours or even several days, make sure to pack their regular food. A common mistake made by pet owners is to bring "special snacks" and treats as comfort food, but this often causes a disruption in diet and can lead to your pet's nausea or diarrhea. The bottom line: go with what's familiar and customary.

## Pre-move considerations


- Purchase a sturdy, comfortable transport carrier if needed.
- If transporting by plane, try to book a direct flight.
- Make sure that your pet's medical records are up-to-date.
- Bring copies of the records with you.

## Planes, trains or automobiles?

In planning to relocate your pet, you'll first need to pick a means of transportation. Whenever possible, the form of transportation that's least likely to upset your loved one(s) is a car (or truck). In many cases it's just not possible, especially if it involves an overnight stay (although today, many hotels accept pets as their guests). But for cross-country, overseas or extremely long driving distances, you may want to consider bringing your pet with you on your flight, or using an animal transport service.

## Moving your pet by car

Cats should always be kept in a carrier during auto travel. With dogs, you have the option of using a restraining harness, available in most pet supply stores. Make sure to stop frequently to allow your pet to exercise and relieve itself (a good rule of thumb is to pull over every two hours). Cats can benefit from the use of a harness and a litter box on long trips. As always, never leave your pet unattended in a parked car (or in the cargo hold of a moving van). This is especially true during the hot summer months, when the temperature in your car can rise to 120 degrees.



## Moving with Pets

---

### Moving your pet by airplane

Be sure to make your flight arrangements far in advance. Many airlines have restrictions on the total number of pets allowed onboard for any one flight. You may also be surprised to find that some airlines don't allow pets at all. Expect to pay a \$75 fee for your pet's travel accommodations.

Call the airline's reservations number to find out what, if any, restrictions may apply. Ask if you'll be able to bring your pet onboard as a carry-on. This is highly preferable when compared against the alternative of checking your pet in the plane's cargo hold.

Most airlines require an up-to-date health certificate. Visit your veterinarian within 30 days prior to your flight. Different countries and states may also have their own requirements, so make sure to check in with the proper authorities before your trip.

### Animal transport services


If all else fails, you may want to consider an animal transport service. The expense may be justified by the peace of mind that your pet will be with people who make their living transporting animals. But no matter how you're traveling, these considerations will undoubtedly help to ensure that your pet will travel in as comfortable a fashion as he or she deserves.

### What to pack in your pet's suitcase

- Whether you are moving locally or a longer distance, make the drive with your pet more accommodating by packing a travel case. The following is a list of items to pack in your pet's suitcase.
- The contact information of your regular veterinarian and a referral vet at your new residence.
- Medical records.
- Spare collars with ID tags and leashes.
- Plenty of bottled water. Your pet's stomachs can be upset by a sudden change in the water.
- Enough pet food and treats for the entire trip.
- Can openers.
- Several water and food dishes.
- Plastic spoons for mixing and dishing out the food.
- Your pet's favorite toys and blankets.
- Combs, brushes, and flea powder.
- Plastic bags for picking up waste.
- Paper towels and sponges.
- Cotton balls and q-tips to clean eyes and ears.

## Moving with Pets

---



### **CATS:**

Moving with cats can be especially difficult. Cats tend to become more attached to their environment rather than to people. When relocating with a cat, it is necessary to prepare in advance.

#### **Before the move**

Show your cat plenty of attention and constantly reassure it with familiar items and scents so the move does not come as a shock. Cats may not be as familiar traveling in cars as dogs are.

Several weeks prior to the move, it is recommended that you take your cat on short trips in the car around the neighborhood and then slowly increase the distance.

If you are moving to an area with a different climate - from Florida to Minnesota, for example - it is advisable for you to consult with your veterinarian.

#### **Moving day**

Confine your cat in its favorite room along with its favorite bed and toys. This is to make sure that it won't run away. Seeing everything packed and empty may make the cat feel unstable. Pack a travel case for your cat and count on numerous rest stops.

#### **After the move**


As you settle into your new home, spend more time with your cat. Sit down with it and provide your cat with a comfortable living space. Keep it in and around the house for as long as it takes them to become acclimated. Limit the cats' explorations to just the new house and then gradually accompany it outside.

Confining the cat may seem a bit cruel, but cats are more likely to run back to the old house, no matter the distance. This process could last up to a month before the cat becomes completely familiar with the new house, the scents, and noises it makes on the new carpet and floors.

### **FISH:**

It is unlikely that movers will transport your fish. Unless your move is a very short local one, it is not practical to move your fish yourself. Plan to give them away and restock your aquarium when you arrive at your destination.

# Moving with Pets



## DOGS:

Dogs are easier to move with than cats because dogs become more attached to their owners as opposed to their environment. In fact, unlike cats that prefer the routine, dogs welcome a change in the environment and even thrive in it.

### Before the move

Most likely, your dog has become accustomed to riding in a car and being on a leash. However, it is recommended that you further condition your dog for longer car rides. Drive with him around the neighborhood a few times.

If you are moving to an area with a different climate, for example, from Florida to Minnesota, it is advisable for you to consult with your veterinarian.

### Moving day

However, like cats, dogs may become a bit upset on moving day when they see all of the unusual activity. You should confine the dog in its favorite room along with its favorite blanket and toys.

### After the move

Give your dog plenty of time to explore your new house and yard, play with him/her whenever you get a chance, take him for walks on a leash to get to know the neighborhood. He will adjust fairly quickly, as long as you are nearby.

## SMALL ANIMALS:

### Hamsters, birds, mice, and gerbils

Small animals can be transported in the family car fairly easily. Make sure they have enough food and water in their cages, and keep them out of drafts or extreme temperatures. Cover their cages with a cloth during the trip to keep them quiet and restful.

If you are flying to your destination, check with your airline about traveling with small animals. It is likely that you will have to leave your pet behind with a friend or relative.

